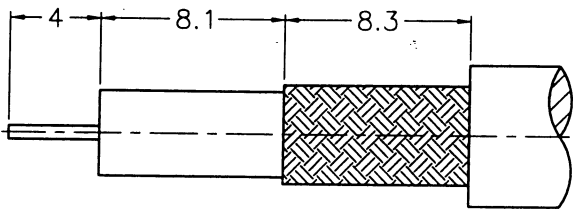


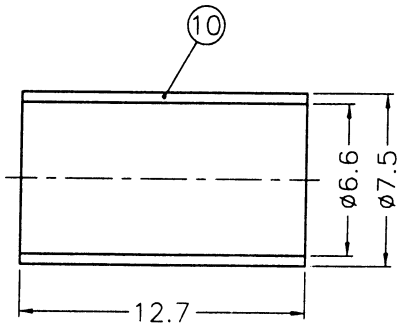
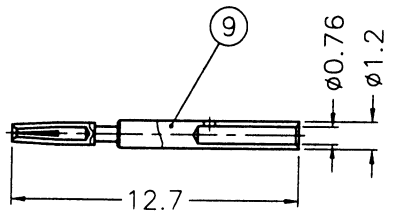
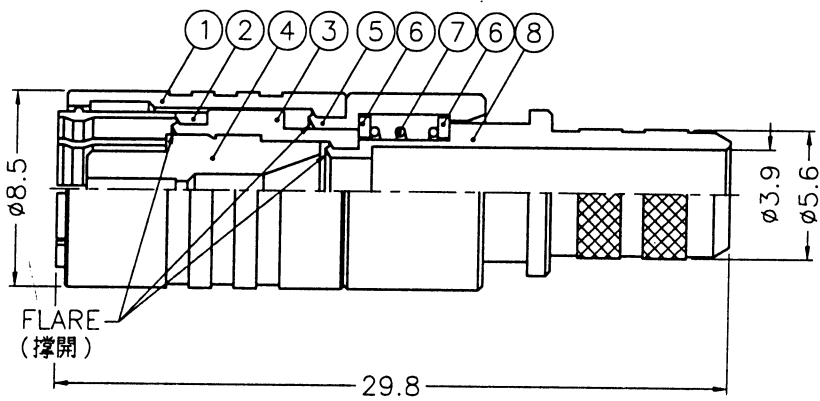
1 2 3 4 5 6 7 8

REVISIONS		
ISS	ZONE	DESCRIPTION\PER REQUEST\DATE



SALES

RECOMMENDED
CABLE STRIPPING DIM'S
(建議剝線尺寸)



ISSUED
2004.2.10
R&D

- NOTES: FINISH (PLATING THICKNESS IN MICRO-INCHES)
- BRASS PER QQ-B-626
 - NICKEL PL. 100 MIN. THICK OVER COPPER STRIKE
 - GOLD PL. 3 MIN. THICK OVER NICKEL PL. 100 MIN. THICK OVER COPPER STRIKE
 - BERYLLIUM COPPER PER QQ-C-530
 - GOLD PL. 30 MIN. THICK OVER NICKEL PL. 100 MIN. THICK OVER COPPER STRIKE
 - TEFLON MIL-P-19468
 - JIS H 3250, C 2600

- CRIMPED FERRULE
HEX. CRIMP SIZE .255"
- CONTACT PIN TO SOLDER

NO.	DESCRIPTION	MATERIAL	FINISH	Q'TY	DRAWING NO.
10	FERRULE			1	FR-75/66X127
9	CONTACT PIN			1	CP26AAP03A
8	BARREL			1	BROOANG01A
7	SPPING	SWP 80	NATURAL	1	SMZ6121L2-7
6	RETAINER RING		NATURAL	2	SMZ6121L2-6
5	HOUSING			1	SMZ6121L2-5
4	INSULATOR		NATURAL	1	SMZ6121L2-4T-75
3	BODY			1	SMZ6121L2-3
2	OUTER CONTACT			1	SMZ6121L2-2-B
1	SHELL			1	SMZ6121L2-1

DIMENSIONS ARE IN MILLIMETERS				PART NO.	
UNLESS OTHERWISE SPECIFIED TOLERANCES				APPROVED	DATE
0.5-6	= ±0.2			Andy.C	02-03-04'
6-30	= ±0.4				
30-120	= ±0.6			Andy.C	02-03-04'
120-315	= ±1				
315-1000	= ±1.6				
1000-2000	= ±2.4			Jey.C	02-03-04'
FILE NO.	F:\DWG\SMZ\6111L3\59U-75\N3GT30G				

Amphenol
Danbury,CT,USA-Tainan,Taiwan-Shenzhen,China

TITLE: SMZ POSITION LOCK CRIMP PLUG

DRAWING NO.: SMZ6111L3-N/3GT30G-59U-75

ITEM NO.: 266111AAF59NP7F

F
E
D
C
B
A

F
E
D
C
B
A

7RD-DE 200618